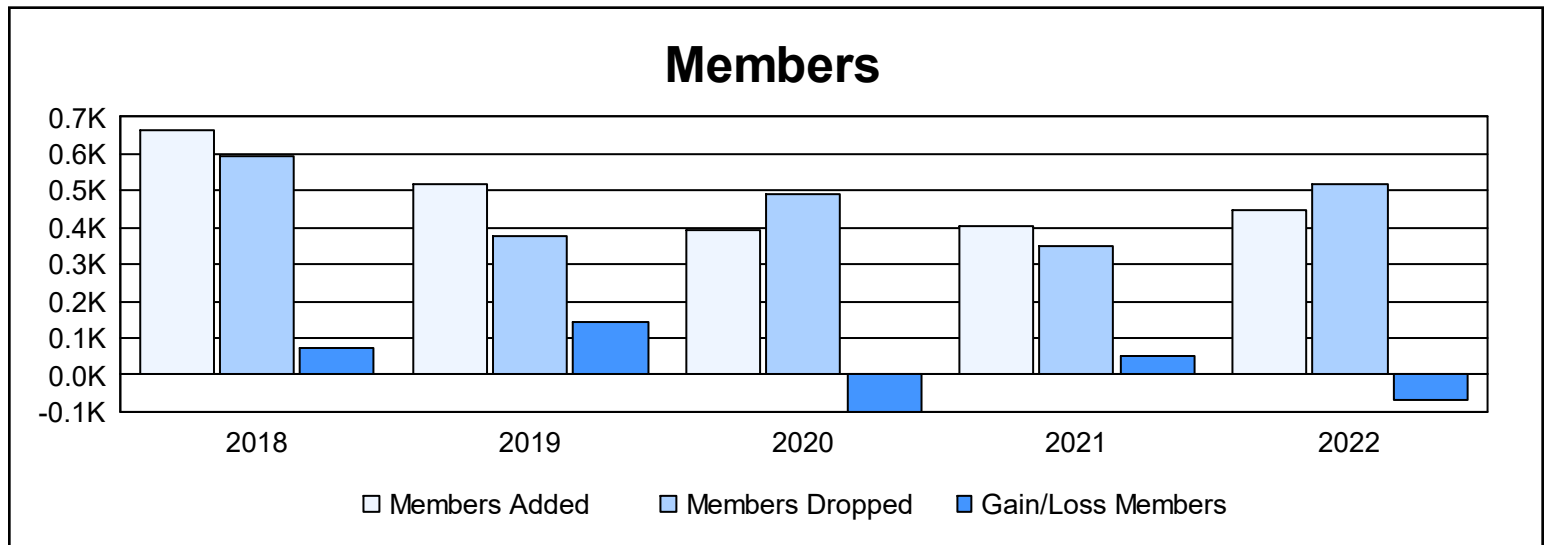
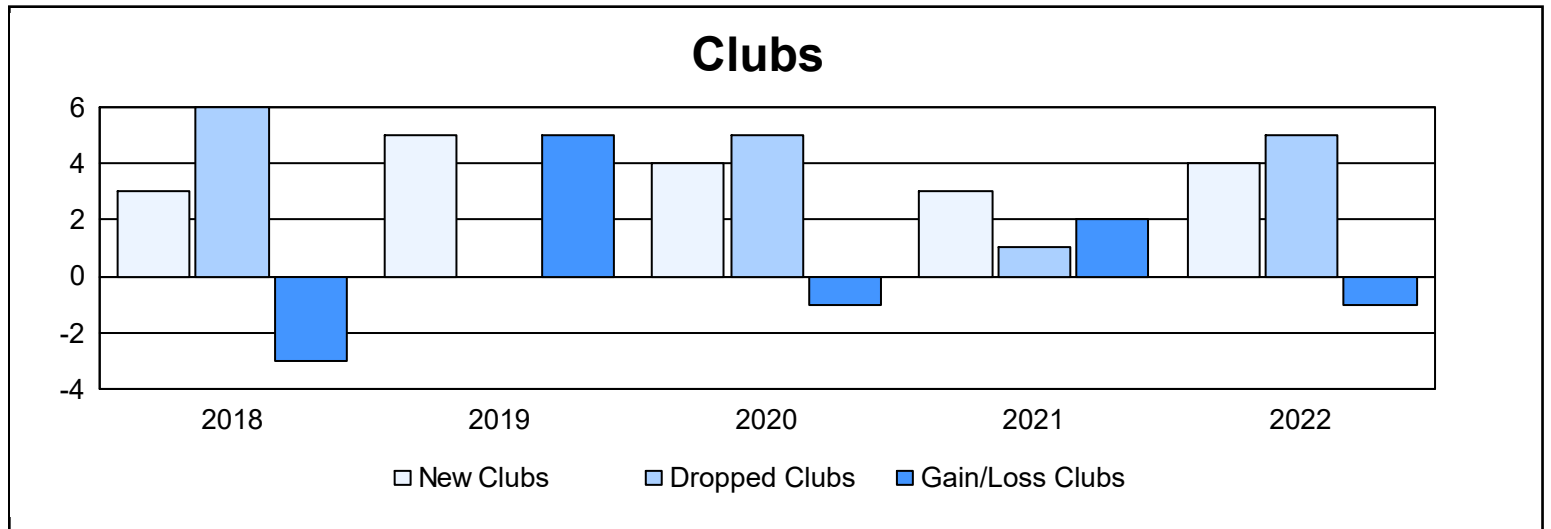
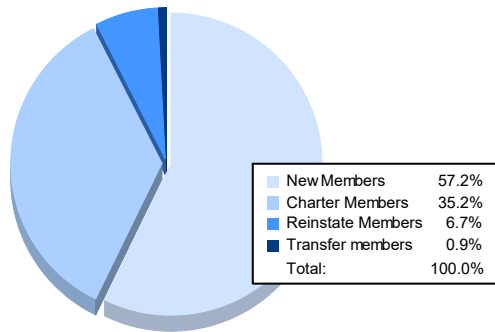


Year	New Clubs	Dropped Clubs	Gain/ Loss Clubs	New Members	Charter Members	Reinstate Members	Transfer Members	Total Member Added	Total Members Dropped	Gain/ Loss Members
2017-2018	3	6	-3	451	92	120	3	666	593	73
2018-2019	5	0	5	350	151	17	1	519	375	144
2019-2020	4	5	-1	265	114	7	6	392	491	-99
2020-2021	3	1	2	246	138	17	3	404	352	52
2021-2022	4	5	-1	257	158	30	4	449	520	-71
<b>Average</b>	<b>4</b>	<b>3</b>	<b>0</b>	<b>314</b>	<b>131</b>	<b>38</b>	<b>3</b>	<b>486</b>	<b>466</b>	<b>20</b>



### Membership Composition June 2022 Cumulative



### Gender Composition June 2022 Cumulative

